

**USER GUIDE TO FILL THE ONLINE APPLICATION FORM FOR**  
**APEAMCET-2018**

**URL: <http://www.sche.ap.gov.in/eamcet>**

The candidates are required to be ready with the **following mandatory / optional details** to fill in the appropriate fields before filling the Online Application Form:

**The Mandatory / Optional details are as follows:**

<b>S.NO</b>	<b>Details Required</b>	<b>Document to be Referred</b>
<b>1</b>	<b>APOnline Transaction Id. (if payment is made by cash through AP Online Centre)</b>	Receipt form from AP Online Centre
	<b>Credit card or Debit card details (If payment is being made through Credit card / Debit card)</b>	Credit Card / Debit Card
	<b>Netbanking User ID and Password</b>	Netbanking User ID and Password
<b>2</b>	<ul style="list-style-type: none"><li>• <b>Qualifying Examination appeared or passed</b></li><li>• <b>Hall ticket Number of the Qualifying Examination</b></li></ul>	Marks Memo / Hall Ticket Number of Intermediate / 10+2 / equivalent
<b>3</b>	<b>Stream Applied for (E), (AM), or Both (E&amp;AM)</b>	Eligibility Criteria in the AP EAMCET-2018 website
<b>4</b>	<b>Date of Birth, Birth District, Birth State</b>	Birth Certificate / SSC or Equivalent Certificate
<b>5</b>	<b>Hall Ticket Number of SSC or Equivalent examination Certificate</b>	SSC or Equivalent Certificate
<b>6</b>	<b>Local Status (OU/AU/SVU/ Non-local)</b>	The local candidate certificate issued by MRO or Competent Authority
<b>7</b>	<b>Income of Parents (Income Up to Rs.1.0 lakh or Upto Rs. 2.0 lakhs)</b>	The Income certificate issued by MRO / Competent Authority from Mee Seva

<b>8</b>	<b>STUDY DETAILS</b>	Study certificates from Class I to Intermediate / 10+2 / Equivalent
<b>9</b>	<b>Category (SC, ST,BC, etc.) and Application number of the Caste Certificate (in case of SC/ST only)</b>	The Caste Certificate issued by the MRO/ Competent Authority from Mee Seva
<b>10</b>	<b>Special Category (NCC, PH, Sports, CAP, etc.) Anglo Indian</b>	The Certificate issued by Competent Authority
<b>11</b>	<b>Aadhaar Card details</b>	Aadhaar Card

The following system requirements need to be available to comfortably browse EAMCET-2018 official website <http://www.sche.ap.gov.in/eamcet>

**SYSTEMREQUIREMENTS:**

For better viewing of EAMCET-2017 website and smooth Application submission through ONLINE mode, the candidates are hereby informed that the following computer system requirements are most desirable:

- Internet Browser: Internet Explorer 6.0 and above / Mozilla Firefox 3.6 and above
- Screen Resolution: 600x800
- .pdf Reader : Adobe Acrobat Reader 8.0 and above
- Disable the pop-up blocks and uninstall all the Script blockers.

# EAMCET 2018- FEE PAYMENT AND ONLINE APPLICATION FORM FILLING FLOWCHART

VISIT <http://www.sche.ap.gov.in/eamcet>

Engineering, Agriculture and Medical Common Entrance Test (EAMCET) is conducted by Jawaharlal Nehru Technological University Kakinada on behalf of APSCHE. This examination is the prerequisite for admission into various professional courses offered in University/Private Colleges in the state of Andhra Pradesh.

**Information**

- Notification
- Important Dates
- Important Instructions
- Instruction Booklet for Engineering
- Instruction Booklet for Agriculture & Medical
- NCC Merit List
- CAP Merit List
- Private & College Merit List

**Application**

Syllabus

- Engineering Stream (E)
- Agriculture & Medical Stream (AM)

Help desk

- Payment Centers
- Contact us

Click “**ONLINE APPLICATION**”

In case your account is debited and the website gets disconnected before payment receipt generation, kindly check your Payment Status using **Know Your Payment Status** option by providing your details. If you get message "Payment Details Not Found", candidate is requested to go for a fresh payment and the amount for the failure transaction will be refunded to their debited bank account in 5 working days.

**STEP - 1: Fee Payment**  
**STEP - 2: Know your Payment Status**  
**STEP - 3: Fill Application (only after Fee Payment)**  
**STEP - 4: Print Application Form (only after Submitting Application Form)**

There are 4 **Steps** in filling the EAMCET 2018 online application.

**Step-1: Fee Payment:** Candidate can make Online Fee Payment through this option.


**Step-2: Know your Payment status:** Candidate can check Success/Failure status of Fee Payment

**Step-3: Fill Application:** After fee payment either by cash at APOnline Center or by money transfer by Debit/Credit/Net Banking modes, candidate should fill in the Application through this option.

**Step-4: Print Application Form:** After application form submission, candidate can print the submitted form.

**Step 1:**

**Screen 2:** Select/Click on **Fee Payment Tab** as shown in the screen below.



In case your account is debited and the website gets disconnected before payment receipt generation, kindly check your Payment Status using **Know Your Payment Status** option by providing your details. If you get message "Payment Details Not Found", candidate is requested to go for a fresh payment and the amount for the failure transaction will be refunded to their debited bank account in 5 working days.



After clicking on **Fee Payment Tab**, a fee payment webpage will be displayed as shown in the screen below.



**Fee Payment for AP EAMCET - 2018**

**ENGINEERING :** In the case of Engineering / Pharmacy courses, candidates should have completed 16 years of age as on 31st December of the year of admission. There is no upper age limit.  
**AGRICULTURE AND MEDICAL :** Candidates should have completed 17 years of age as on 31st December of the year of admission and an upper age limit of 22 years for all the candidates and 25 years in respect of SC/ST candidates, as on 31st December of the year of admission.

Qualifying Exam Hall/Date Number *	<input type="text"/>	Note: Please Enter Intermediate 2nd Year Hall/Date No.
Candidate's Name *	<input type="text"/>	
Date of Birth * (as per SSC or Equivalent)	<input type="text"/>	
Mobile Number *	<input type="text"/>	
Mobile Number Mentioned Above is My *	<input type="radio"/> Self <input type="radio"/> Father <input type="radio"/> Mother <input type="radio"/> Relative	
Alternate Mobile Number:	<input type="text"/>	
E-MAIL ID *	<input type="text"/>	
Stream *	<input type="radio"/> Engineering (E) <input type="radio"/> Agriculture & Medical (AM) <input type="radio"/> Both (Engineering & Agriculture & Medical)(E & AM)	
Fee Amount:	Rs. 500.00/-	
Processing Fee (including taxes):	Rs. 50.00/-	
Total Amount:	Rs. 550.00/-	
<input type="button" value="Make Payment"/>		

NOTE: In case your account is debited and the website gets disconnected before payment receipt generation, kindly compulsory check your Payment Status using **Know Your Payment Status** option by providing your details. If you get message "Payment Details Not Found", candidate is requested to go for a fresh payment and the amount for the Failure transaction will be refunded to their debited bank account in 5 working days.

**Screen 3:** After clicking on **Fee Payment** Tab, a fee payment webpage will be displayed as shown in the screen below.

Fill in **ALL** the mandatory details given in the above web page. The details are **Qualifying Examination Hall Ticket No., Candidate's Name** (will be populated automatically by the system on entering Hall Ticket Number), **Date of Birth, Mobile Number, Mobile No Mentioned above is My:, Alternate Mobile No, E-Mail ID, Stream, Fee Amount** (will be populated automatically based on the stream selected by the candidate).

**Fee Amount for Engineering Stream (E): Fee Amount: Rs 500**

**Processing Fee: Rs 59**

**Total Fee: Rs 559**

**Fee Amount for Agriculture & Medical Stream (AM): Fee Amount: Rs 500**

**Processing Fee: Rs 59**

**Total Fee: Rs 559**

**Fee Both (Engineering & Agriculture & Medical) (E & AM): Fee Amount: Rs 1000**

**Processing Fee: Rs 118**

**Total Fee: Rs 1118**

Fee Payment for AP EAMCET - 2018

**ENGINEERING :** In the case of Engineering/Pharmacy courses, candidates should have completed 16 years of age as on 31st December of the year of admission. There is no upper age limit.  
**AGRICULTURE AND MEDICAL :** Candidates should have completed 17 years of age as on 31st December of the year of admission and an upper age limit of 22 years for all the candidates and 23 years in respect of SC/ST candidates as on 31st December of the year of admission.

Qualifying Exam Hall/Ticket Number :	XXXXXXXXXX	Note: Please Enter Intermediate 2nd Year Hall/Ticket No
Candidate's Name :	T VIKRANTH	
Date of Birth : (as per SSC or Equivalent) :	Enter Date of Birth (DD/MM/YYYY)	
Mobile Number :	Enter Mobile Number	
Mobile Number Mentioned Above is My :	<input checked="" type="radio"/> Self <input type="radio"/> Father <input type="radio"/> Mother <input type="radio"/> Relative	
Alternate Mobile Number :	Enter Alternate Mobile Number	
E-Mail ID :	Enter E-Mail ID	
Stream :	<input checked="" type="radio"/> Engineering (E) <input type="radio"/> Agriculture & Medical (AM) <input type="radio"/> Both (Engineering & Agriculture & Medical) (E & AM)	
Fee Amount :	Rs. 1000.00/-	
Processing Fee (Including Taxes) :	Rs. 115.00/-	
Total Amount :	Rs. 1115.00/-	
<b>Initiate Payment</b>		

**NOTE :** In case your account is debited and the website gets disconnected before payment receipt generation, kindly compulsory check your Payment Status using **Know Your Payment Status** option by providing your details. If you get message "Payment Details Not Found", candidate is requested to go for a fresh payment and the amount for the failure transaction will be refunded to their debited bank account in 5 working days.

**Screen 4:** After filling the mandatory details click on **Initiate Payment** button, the control will lead you to the BANK PAYMENT GATEWAY as shown in the screen below.

Fee Payment for AP EAMCET - 2018

**ENGINEERING :** In the case of Engineering/Pharmacy courses, candidates should have completed 16 years of age as on 31st December of the year of admission. There is no upper age limit.  
**AGRICULTURE AND MEDICAL :** Candidates should have completed 17 years of age as on 31st December of the year of admission and an upper age limit of 22 years for all the candidates and 23 years in respect of SC/ST candidates as on 31st December of the year of admission.

Qualifying Exam Hall/Ticket Number :	XXXXXXXXXX	Note: Please Enter Intermediate 2nd Year Hall/Ticket No
Candidate's Name :	T VIKRANTH	
Date of Birth : (as per SSC or Equivalent) :	07/07/2000	
Mobile Number :	XXXXXXXXXX	
Mobile Number Mentioned Above is My :	<input checked="" type="radio"/> Self <input type="radio"/> Father <input type="radio"/> Mother <input type="radio"/> Relative	
Alternate Mobile Number :	Enter Alternate Mobile Number	
E-Mail ID :	venkatesh@gmail.com	
Stream :	<input checked="" type="radio"/> Engineering (E) <input type="radio"/> Agriculture & Medical (AM) <input type="radio"/> Both (Engineering & Agriculture & Medical) (E & AM)	
Fee Amount :	Rs. 1000.00/-	
Processing Fee (Including Taxes) :	Rs. 115.00/-	
Total Amount :	Rs. 1115.00/-	
<b>Initiate Payment</b>		

**NOTE :** In case your account is debited and the website gets disconnected before payment receipt generation, kindly compulsory check your Payment Status using **Know Your Payment Status** option by providing your details. If you get message "Payment Details Not Found", candidate is requested to go for a fresh payment and the amount for the failure transaction will be refunded to their debited bank account in 5 working days.

**PAYMENT BY NETBANKING / CREDIT / DEBIT CARD MODE:** Registration fee can be paid through Net Banking or Credit Card or Debit Card provided his / her Card is a VISA or MASTERCARD or MAESTRO type.

Select the appropriate radio button for payment of registration fee as shown in the screen below:

APSCH E Payment Gateway

Candidate's Name : VENKATESH

Total Amount (Including Fee Payment Charges) : Rs.582.60/-

Payment Type :

Net Banking (SBI / HDFC)

Net Banking (Other Banks)

Credit Card

Debit Card

Pay Now

After the relevant **Card Type** is selected by the candidate, click on the button **“Pay Now”** and the control will automatically take you to the **BANK PAYMENT GATEWAY** screen.

**(NOTE:** During the Payment process, **DO NOT** double clicks on buttons or click on Back / Refresh buttons or **DONOT** close the Browser web page abruptly, instead maintains patience as prompted on the screen).

**Screen 5:** Clicking on **Credit Card** button, the following page will be displayed, fill in all the credit card details and click on **Make Payment** button as shown in the screen below.

Order No. : EBS2702B95E283F9 Total Amount : INR **582.6**

**Test Mode**

SAVED CARDS NEW CARD ✓

XXXXXXXXXXXXXXXXXXXX


DB / 1B: Expiry Date: ...

Test

**Make Payment** ← ← Go Back

Pay Using Credit & Debit Card

VISA MasterCard DISCOVER Debit Club



 **ingenico** GROUP  
This is a secure payment gateway using 256-bit SSL encryption.  
Powered by EBS.in - Payment Service Provider  
Part of Ingenico Payment Services.

CUSTOMER CONTACT DETAILS

Email Id: venkatesh@gmail.com  
Mobile No: 9704600700

**PAYMENT SUMMARY** INR 582.6

Total INR 582.6

PCI  ISO 27001 CERTIFIED 

**Screen 6:** The confirmation of successful payment of Registration Fee is shown with the “**Transaction is successful**” item in the below web page **Payment Status** along with “**Payment Id**”. (**Note: Preserve both the ID’s for future correspondence**). Click on the encircled button “**Proceed to Fill Application**” and you will be taken to the next screen.

A- A+ A1 A2 Skip Header



## AP EAMCET 2018

Engineering, Agriculture and Medical Common Entrance Test  
( Conducted by JNTU Kakinada on behalf of APSCHE )



[Home](#) [About Us](#) [Courses](#) [Syllabus](#) [Important Dates](#) [Notification](#) [User Guide](#) [Online Application](#) [Instructions](#) [Contact Us](#)

Payment Success for AP EAMCET - 2018

Your Payment done Successfully

Your Payment ID : P1810000548B

Note : Please note the above mentioned Payment ID for all your future correspondence

Proceed to Fill Application
←

**Note: Preserve “Payment Reference ID” (after payment) for future correspondence.**

Candidate has two options either to proceed to fill in the application immediately or at a later date [**\*\* Refer to last dates**]. Click on “**Proceed to Fill Application**” to fill the application immediately and you will be taken to the Application screen as described in



step 3. If you choose another day to fill the application, simply close the window and in such case you need to start from step3.

In a rare case, if the amount is deducted from your account and message of **“Transaction is successful”** or the payment reference ID is not displayed, wait for few hours and check your payment status as described in step 2.

Otherwise pay the registration fee again as in step 1. The amount deducted from your account made in the first attempt will be refunded or rolled back into your account.

### **PAYMENT BY CASH AT APONLINE/TSONLINE CENTERS:**

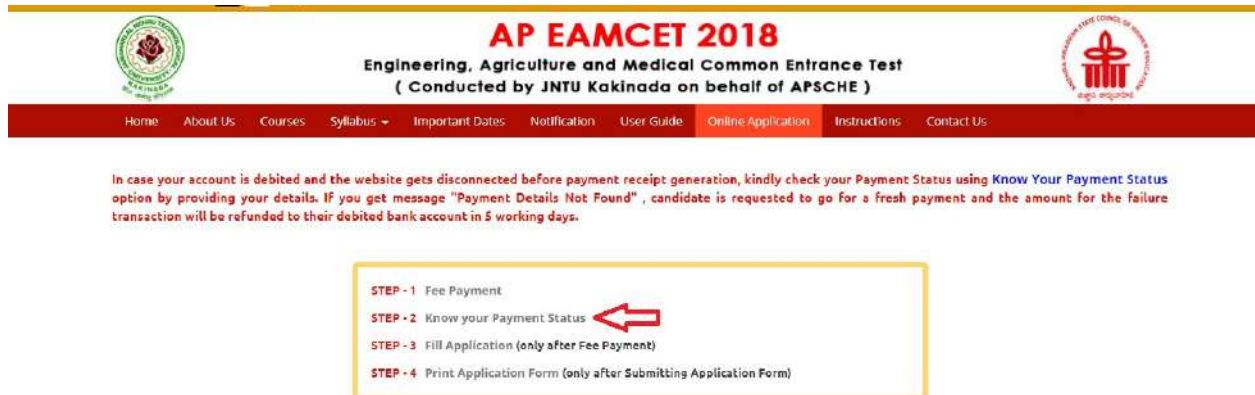
**Alternatively, candidate can pay the registration fee by cash at any one of the APONLINE/TSONLINE centers.**

A list of APONLINE / TSONLINE centers is provided in the **HOME** page under the head **PAYMENT CENTERS**

1. Choose your nearest APOnline centre.
2. Visit any of the above centers with the following mandatory details like:
  - a. Hall Ticket number of the Qualifying Examination
  - b. Name of the Candidate (as per SSC)
  - c. Father's Name (as per SSC)
  - d. Date of Birth.(as per SSC)
  - e. Mobile number and alternate mobile number
  - f. Stream applying for Engineering (E) or Agriculture and allied (A) or both E & A
3. Pay the prescribed amount in cash and collect receipt for the Registration fee paid from the APONLINE / TSONLINE center containing a Payment Reference ID (Transaction Id) .

**Step 2:** The candidate can also check the status of payment made through this option.

**Screen 7:** Click on **Know Your Payment Status** tab for checking the status of the payment as shown in the below screen.



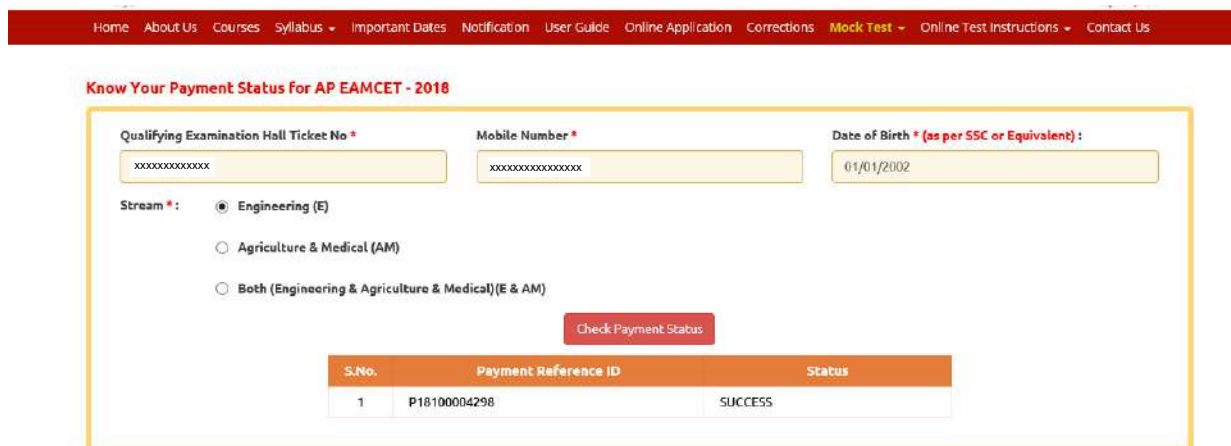
**AP EAMCET 2018**  
Engineering, Agriculture and Medical Common Entrance Test  
(Conducted by JNTU Kakinada on behalf of APSCH)

Home About Us Courses Syllabus Important Dates Notification User Guide Online Application Instructions Contact Us

In case your account is debited and the website gets disconnected before payment receipt generation, kindly check your Payment Status using Know Your Payment Status option by providing your details. If you get message "Payment Details Not Found", candidate is requested to go for a fresh payment and the amount for the failure transaction will be refunded to their debited bank account in 5 working days.

STEP - 1 Fee Payment  
STEP - 2 Know your Payment Status  
STEP - 3 Fill Application (only after Fee Payment)  
STEP - 4 Print Application Form (only after Submitting Application Form)

After clicking on **Know Your Payment Status** Tab, the following page will be displayed. Furnish the same hall ticket number, mobile number, Date of Birth as given in step 1 and click on **Check Payment Status** button as shown in the screen below.



Home About Us Courses Syllabus Important Dates Notification User Guide Online Application Corrections Mock Test Online Test Instructions Contact Us

**Know Your Payment Status for AP EAMCET - 2018**

Qualifying Examination Hall Ticket No \*  
xxxxxxxxxxxx

Mobile Number \*  
xxxxxxxxxxxxxxx

Date of Birth \* (as per SSC or Equivalent) :  
01/01/2002

Stream \* :  
 Engineering (E)  
 Agriculture & Medical (AM)  
 Both (Engineering & Agriculture & Medical)(E & AM)


Check Payment Status

S.No.	Payment Reference ID	Status
1	P18100004298	SUCCESS

**Step 3:**

**Screen 8:** The candidate can start filling the application by selecting the tab “Fill Application (only after fee payment)”

Fill in the details of payment reference ID, Qualifying examination Hall ticket number, mobile number and date of birth and click on **Proceed to fill application**.



The header of the AP EAMCET 2018 website features a yellow navigation bar with accessibility options (A-, A, A+, A, A) and a 'Skip Header' link. Below this is a red banner with the APSCHE logo on the left, the text 'AP EAMCET 2018 Engineering, Agriculture and Medical Common Entrance Test (Conducted by JNTU Kakinada on behalf of APSCH E)' in the center, and the APSCH E logo on the right. A dark red navigation bar contains links for Home, About Us, Courses, Syllabus, Important Dates, Notification, User Guide, Online Application, Corrections, MOCK TEST, Online Test Instructions, and Contact Us.

In case your account is debited and the website gets disconnected before payment receipt generation, kindly check your Payment Status using Know Your Payment Status option by providing your details. If you get message "Payment Details Not Found", candidate is requested to go for a fresh payment and the amount for the failure transaction will be refunded to their debited bank account in 5 working days.



A yellow-bordered box lists the four steps of the application process: STEP - 1 Fee Payment, STEP - 2 Know your Payment Status, STEP - 3 Fill Application (only after Fee Payment), and STEP - 4 Print Application Form (only after Submitting Application Form). A red arrow points to the third step, indicating the current stage.

In the application form, the fields marked with '\*' symbol are MANDATORY which cannot be left blank without providing information. The details provided during the Registration Fee payment are frozen and cannot be edited.



This is a duplicate of the website header described above, showing the APSCHE logo, the AP EAMCET 2018 title, and the navigation menu.

**NOTE:** In case you have not paid the fee yet, please (Click Here) and pay the fee first.

**Application Form for AP EAMCET - 2018**

Payment Reference ID *	Qualifying Examination Hall Ticket No *	Mobile Number *	Date of Birth * (dd/mm/yyyy)
P181000548B	xxxxxxxxxxxx	xxxxxxxxxxxxxx	01/01/2000

**1. Candidate Details**

Candidate's Name *	Father's Name *	Mother's Name *
T.VENKATESH	xxxxxxxxxxxx	xxxxxxxxxxxxxxxx
(as per Board of Intermediate or Equivalent Records)	(as per Board of Intermediate or Equivalent Records)	(as per Board of Intermediate or Equivalent Records)
Date of Birth * (dd/mm/yyyy)	Gender *	Aadhaar Card Number *
01/01/2000	<input checked="" type="radio"/> Male <input type="radio"/> Female <input type="radio"/> Transgender	xxxxxxxxxxxx
Birth District *	Birth State *	Ration Card Number
EAST GODAVARI	ANDHRA PRADESH	xxxxxxxxxxxx

**Ration Card Details**

Candidate Name : Sanneta Sivakanyanagaraju  
Ration Card Number : xxxxxxxxxxxxxxxx

Confirm Your Ration Card Details  Yes  No

**Annual Income of the Parents (Rs.) \***

Below One Lakh  Above one Lakh and Below Two Lakhs  More than Two Lakhs

Income Certificate Number

xxxxxxxxxxxxxx

**Income Certificate Details**

Candidate Name : TABJULA SIVA REDDY  
Father Name / Husband Name : xxxxxxxxxxxxxxxx  
Valid Date : 01/02/2019  
Total Income (Rs.) : 50000.00

Confirm Your Income Certificate Details  Yes  No

**Category \***

OC  BC\_A  BC\_B  BC\_C  BC\_D  BC\_E  SC  ST

Caste Certificate Number

xxxxxxxxxxxxxx

**Caste Certificate Details**

Candidate Name : PERIKALA SUMANVITHA RAO  
Father Name : xxxxxxxxxxxxxxxx  
Category : xxxxxxxxxxxxxxxx

Confirm Your Caste Certificate Details  Yes  No

**Special Reservation Category**

<input checked="" type="checkbox"/> National Cadet Corps (NCC)	45	<a href="#">View</a>	<a href="#">Delete</a>
<input checked="" type="checkbox"/> Children of Armed Personnel (CAP)	12	<a href="#">View</a>	<a href="#">Delete</a>
<input checked="" type="checkbox"/> Sports & Games	34	<a href="#">View</a>	<a href="#">Delete</a>
<input checked="" type="checkbox"/> Anglo Indian		<a href="#">View</a>	<a href="#">Delete</a>

**PH (Physically Handicapped)**

- VH (Visually Handicapped)  
 HI (Hearing Impaired)  
 OH (Orthopedically Handicapped)

**Do You Require Scribe?**

Yes  No

Sadarem Number (17 Digits) \*

xxxxxxxxxxxxxx

### Sadarem Certificate Details

Candidate Name : SHRI A PULLANNA  
PH Category : xxxxxxxxxxxxxxxxxxxxxxxx  
Percentage : 46.00

Confirm Your Sadarem Details  Yes  No

### Minority / Non-Minority \*

Non-Minority  Minority

### Minority \*

Muslim  Christian  Buddhist  Sikh  Jain  Zoroastrian  Other Minority

### Candidate Bank Details

Name as In Bank Account: VENKATESH Account Number: 1234567890 IFSC Code: SBIN566

### 2. Address

House No. (or) C/O \*: 10/B/A Village / Street / Locality \*: RAM NAGAR Mandal / Town / City \*: RAZOLE  
District \*: EAST GODAVARI State \*: ANDHRA PRADESH Pin Code \*: 544248  
Mobile Number \*: 9704600700 Alternate Mobile Number: Enter Alternate Mobile Number Telephone Number (Landline): Enter Telephone Number (Landline)

### E-Mail Id \*

venkatesh@gmail.com

### 3. Qualifying Examination

Type of the Exam \*:  INTERMEDIATE (REGULAR)  INTERMEDIATE (VOCATIONAL)  DIPLOMA  CBSE (10+2)  ICSE  RGUKT  APOSS/TSOSS  NIOS  OTHERS 10+2 EQUIV.  
Major Subjects of the Qualifying Exam \*:  MPC  BIPC  MBIPC  Vocational  
Hall Ticket No. of the Qualifying Examination \*: xxxxxxxxxxxxxxxxxxxx  
Year of App. / Passing the Qualifying Exam \*: 2017  
10+2 Studied in \*: OTHER PRIVATE JUNIOR COLLEGES  
Bridge Course (BIE) Hall Ticket No. (If Intermediate Vocational or wish to appear for both Engineering and Agriculture & Medical Papers in EAMCET): Enter Bridge Course (BIE) Hall Ticket No.  
Medium of Instruction at Qualifying Exam \*:  English  Telugu  Urdu  Others

### SSC or Equivalent (10th Class) \*

Urban  Rural Hall Ticket No \*: xxxxxxxxxxxxxxxx Month of Passing \*: March Year of Passing \*: 2017

### Intermediate or Equivalent (10+2) \*

Urban  Rural

**SSC Education Details**

Candidate Name : xxxxxxxxxxxxxxxx  
 Father Name : xxxxxxxxxxxxxxxx  
 Date of Birth : 29/04/2002  
 School Name : xxxxxxxxxxxxxxxx  
 District : SRIKAKULAM

Confirm Your SSC Education Details  Yes  No

**Place of Study**

Class-6 *	Place / Village *	School Name / Institute Name *
EAST GODAVARI	RAZOLE	VANI HIGH SCHOOL
Class-7 *	Place / Village *	School Name / Institute Name *
EAST GODAVARI	RAZOLE	VANI HIGH SCHOOL
Class-8 *	Place / Village *	School Name / Institute Name *
EAST GODAVARI	RAZOLE	VANI HIGH SCHOOL
Class-9 *	Place / Village *	School Name / Institute Name *
EAST GODAVARI	RAZOLE	VANI HIGH SCHOOL
Class-10 *	Place / Village *	School Name / Institute Name *
EAST GODAVARI	RAZOLE	VANI HIGH SCHOOL
Iner 1st year / Equivalent *	Place / Village *	School Name / Institute Name *
EAST GODAVARI	RAZOLE	VANI HIGH SCHOOL
Iner 1st year / Equivalent *	Place / Village *	School Name / Institute Name *
EAST GODAVARI	RAZOLE	VANI HIGH SCHOOL
Iner 2nd year / Equivalent *	Place / Village *	School Name / Institute Name *
EAST GODAVARI	RAZOLE	VANI HIGH SCHOOL

**Local Area \***

AU

**4. Details of Common Entrance Test**

Stream / Entrance Exam \*

Engineering (E)

Do You Require Urdu Translator?

Yes  No

**Test Centre Preferences**

Primary District \*

KURNOOL

Preference 1 \*

Kurnool

Preference 2 \*

Nandyal

Secondary District \*

YSR KADIAPA

Preference 1 \*

Proddatur

**Photo & Signature \***



Photo(<50kb jpg, jpeg)

Choose File No file chosen



Signature(<30kb jpg, jpeg)

Choose File No file chosen

I have carefully gone through the instruction Booklet and I am conversant with the instructions. I shall abide by the eligibility conditions and other regulations to be satisfied for appearing at the entrance test and admission into any course prescribed. Further, I assure that, I will not involve in any malpractice or illegal activities in the entrance test. In case, I have furnished any false information or involved in any malpractice or illegal activities, I am liable for punishment as per the existing law. I am responsible for the correctness of the above details filled in by me and the CONVENER, AP EAMCET-2018 is not responsible in any way. Mere appearing for the entrance examination does not confer any right for me to take admission.

Save Submit

**SAVE:** Will record the partially filled details in the Database. The same can be retrieved at your convenience and you can continue to fill the rest and submit the form.

**SUBMIT:** You will have a chance to preview your application and then finally confirm your application by clicking on Confirm button.

Candidates need to fill in the following details in the application form:

## 1.Candidate Details:

### Screen 9:

**If the candidate has qualified / appeared from Board of Intermediate Education, AP, the data will be automatically populated from data base. Otherwise, the candidate shall furnish the necessary details by entering the details in appropriate fields.**

The screenshot displays the AP EAMCET 2018 application form. At the top, there are logos for APSCHE and JNTU Kakinada, along with the text "AP EAMCET 2018 Engineering, Agriculture and Medical Common Entrance Test (Conducted by JNTU Kakinada on behalf of APSCH)". A navigation bar includes links for Home, About Us, Courses, Syllabus, Important Dates, Notification, User Guide, Online Application, Instructions, and Contact Us. A note states: "NOTE: In case you have not paid the fee yet, please (Click Here) and pay the fee first." Below this is the "Application Form for AP EAMCET - 2018".

The form is divided into several sections:

- Payment Reference ID \***: P1610005488
- Qualifying Examination Hall Ticket No \***: xxxxxxxxxxxxxxxx
- Mobile Number \***: xxxxxxxxxxxxxxxx
- Date of Birth \* (dd/mm/yyyy)**: 01/01/2000

**1. Candidate Details**

<b>Candidate's Name *</b> T VENKATESH	<b>Father's Name *</b> XXXXXXXXXXXXXXXX	<b>Mother's Name *</b> XXXXXXXXXXXXXXXX
<small>(as per Board of Intermediate or Equivalent Records)</small>	<small>(as per Board of Intermediate or Equivalent Records)</small>	<small>(as per Board of Intermediate or Equivalent Records)</small>
<b>Date of Birth * (dd/mm/yyyy)</b> 01/01/2000	<b>Gender *</b> <input checked="" type="radio"/> Male <input type="radio"/> Female <input type="radio"/> Transgender	<b>Aadhaar Card Number *</b> XXXXXXXXXXXXXXXXXXXX
<b>Birth District *</b> EAST GODAVARI	<b>Birth State *</b> ANDHRA PRADESH	<b>Ration Card Number</b> XXXXXXXXXXXXXXXXXXXX

**Ration Card Details**

Candidate Name : Sammeta Sivakanyanagaraju  
Ration Card Number : XXXXXXXXXXXXXXXXXXXX

Confirm Your Ration Card Details  Yes  No

**Candidate Name:** Name of candidate (as per SSC) as entered in fee payment screen will be displayed here and cannot be modified or edited.

**Father's Name:** The candidate has to enter his / her Father's name as per 10<sup>th</sup> class records in the space provided in CAPITAL LETTERS.

**Mother's Name:** The candidate has to enter his / her Mother's name as per 10<sup>th</sup> class records in the space provided in CAPITAL LETTERS.

**Date of Birth:** Date of Birth (as per SSC) as entered in fee payment screen will be displayed here and cannot be modified or edited.

**Gender:** Select your Gender among the three options given.

**Aadhaar Card Number/Enrollment No.:** Enter your Aadhaar Card number

**Birth District:** Select the Birth District from the drop down with district names of Andhra Pradesh. In case the birth place is in Telangana or other state or other country, select the appropriate value from the drop down list.

**Birth State:** Select your Birth State from the drop down boxes provided.

**Ration Card Number:** Enter the Ration card number of your family.

**Note:** **Ration Card Details** will be auto populated on entering **Aadhaar Card Number** if the candidate's Ration Card Details are seeded to his/her Aadhar ID.

Select **Yes** or **No** to confirm the details populated by the application system as shown in the screen above.

If the candidate's Ration Card Details are not seeded to his/her Aadhar ID, candidate should enter the Ration Card Details manually.

**Note:** **Annual Income of the Parents** will be auto populated on entering **Income Certificate Number**. Select **Yes** or **No** to confirm the details populated by the application system as shown in the screen below.

#### **Screen 10:**

**Caste Category:** Click on the relevant option of your caste category as per the Caste certificate. Enter the caste certificate number issued by the competent authority through MeeSeva in case your caste category is other than OC.

**Note:** **Caste Certificate Details** will be auto populated on entering **Caste Certificate Number**. Select **Yes** or **No** to confirm the details populated by the application system as shown in the screen below.



If the candidate's **Caste Certificate Details** are not auto populated on entering **Caste Certificate Number**, candidate should enter the **Caste Certificate Number** manually.

Category \*

OC  BC\_A  BC\_B  BC\_C  BC\_D  BC\_E  SC  ST

Caste Certificate Number  
XXXXXXXXXXXXXXXXXXXX

**Caste Certificate Details**

Candidate Name : PERIKALA SUMANVITHA RAO  
Father Name : XXXXXXXXXXXXXXXXXXXXXXX  
Category : XXXXXXXXXXXXXXXXXXXXXXX

Confirm Your Caste Certificate Details  Yes  No

### Screen 11:

**Special Reservation Category:** Reservations are provided for candidates with NCC, CAP, Sports & Games categories also. Select the applicable categories for which supportive certificates are available

**National Cadet Corps (NCC):** Enter NCC Merit Number and upload certificate in .PDF

**Children of Armed Personnel (CAP):** Enter CAP Merit Number and upload certificate in .PDF

**Sports & Games:** Enter Sports & Games Merit Number and upload certificate in .PDF

**Anglo Indian:** Upload File and upload certificate in .PDF

**Special Reservation Category**

<input checked="" type="checkbox"/> National Cadet Corps (NCC)	45	View	Delete
<input checked="" type="checkbox"/> Children of Armed Personnel (CAP)	12	View	Delete
<input checked="" type="checkbox"/> Sports & Games	34	View	Delete
<input checked="" type="checkbox"/> Anglo Indian		View	Delete

### Screen 11:

#### Physically Handicapped:

. In case of PH, the medical board certificate issued through SADAREM shall be entered.

**Note:** If the candidate is Physically Handicapped, select the type of disability [ Visually impaired (VH) Hearing Impaired ( HI ) , Physically/orthopedically disabled (OH)] check box and enter Sadarem Number.

**Sadarem Certificate Details** will be auto populated on entering **Sadarem Number**. Select **Yes** or **No** to confirm the details populated by the application system as shown in the screen below.

If the candidate's **Sadarem Certificate Details** are not auto populated on entering **Sadarem Number**, candidate should enter the **Sadarem Number** manually.

The screenshot shows a form titled "PH (Physically Handicapped)". It contains three checkboxes: "VH (Visually Handicapped)", "HI (Hearing Impaired)", and "OH (Orthopedically Handicapped)". The "HI" checkbox is checked. To the right, there is a question "Do You Require Scribe?" with "Yes" and "No" radio buttons. Below this is a text input field for "Sadarem Number (17 Digits) \*" containing a series of "x" characters. A red-bordered box titled "Sadarem Certificate Details" displays the following information: Candidate Name: SHRI A PULLANNA, PH Category: xxxxxxxxxxxxxxxxxxxxxxx, and Percentage: 46.00. At the bottom of this box is a "Confirm Your Sadarem Details" section with "Yes" and "No" radio buttons.

## Screen 12:

**Minority/Non-Minority:** If the candidate belongs to any of the minority communities such as Muslim, Christian, Buddhist, Sikh, Jain, Zoroastrian or other minority, click on Minority button and select the applicable minority. Otherwise, if the candidate does not belong to a Minority community, then the Non-Minority option has to be clicked.

If the candidate belongs to minority, select **Minority** radio button, the Religions belongs to minorities will be populated as shown in the screen below.

The screenshot shows a form titled "Minority / Non-Minority \*". It has two radio buttons: "Non-Minority" and "Minority". Below this is a section titled "Minority \*" with a list of radio buttons for different minority groups: Muslim, Christian, Buddhist, Sikh, Jain, Zoroastrian, and Other Minority.

### Screen 13:

**Annual Income of the Parents (in Rs.):** Select the any one of the three options provided as given below regarding the “Annual Income of the Parents (Rs.):” A valid income certificate issued by competent authority through MeeSeva and its number shall be entered.

**Note:** **Annual Income of the Parents will** be auto populated on entering **Income Certificate Number**. Select **Yes** or **No** to confirm the details populated by the application system as shown in the screen below.

If the candidate’s **Annual Income of the Parents** are not auto populated on entering **Income Certificate Number**, candidate should enter the **Income Certificate Number** manually.

**Annual Income of the Parents (Rs.) \***

Below One Lakh  Above one Lakh and Below Two Lakhs  More than Two Lakhs

Income Certificate Number  
XXXXXXXXXXXXXXXXXXXX

**Income Certificate Details**

Candidate Name : TABJULA SIVA REDDY  
Father Name / Husband Name : XXXXXXXXXXXXXXXXXXXX  
Valid Date : 01/02/2019  
Total Income (Rs.) : 50000.00

Confirm Your Income Certificate Details  Yes  No

### Screen 14:

**Candidate Bank Details:** Candidate should enter his/her bank details like Name of the Account holder, Account No and IFSC Code. This data is required for mainly scholarship remittance if applicable.

**Candidate Bank Details**

Name as in Bank Account: Venkatesh  
Account Number: 12345678  
IFSC Code: SBIN566

## **2. Address:**

### **Screen 15:**

Candidate should enter his/her Present/Permanent address with the following fields House No or C/O, Village/Street/Locality, Mandal/Town/City, District, State, Pin code, Mobile No & Email ID as shown in the screen below.

The screenshot shows a form titled "Candidate Bank Details" with the following fields:

Candidate Bank Details		
Name as in Bank Account	Account Number	IFSC Code
Venkatesh	1234567890	SBIN5566
2. Address		
House No. (or) C/O *	Village / Street / Locality *	Mandal / Town / City *
10/B/A	Ram Nagar	Razole
District *	State *	Pin Code *
East Godavari	Andhra Pradesh	544248
Mobile Number *	Alternate Mobile Number	Telephone Number (Landline)
xxxxxxxxxxxxxxxx	Enter Alternate Mobile Number	Enter TelePhone Number (Landline)
E-Mail id *		
venkatesh@gmail.com		

**House No. (Or) C/O:** Candidate should enter his/her House Number.

**Village/Street /Locality:** Candidate should enter his/her Street Number or Locality Number or Village Name.

**Mandal/Town/City:** Candidate should enter his/her Mandal Name or Town Name or City Name.

**District:** Candidate should enter his / her District Name.

**State:** Candidate should enter his/her State Name.

**Pin Code:** Candidate should enter his/her State Pin Code Number.

**Mobile Number, Alternate Mobile Number and Telephone Number:** Candidate should enter his/her Mobile Number, Alternate Mobile Number and Telephone Number.

**Email Id:** Candidate should enter his/her Email ID.

### **3. Qualifying Examination:**

#### **Screen 16:**

Qualifying Examination has the following options:

i) Intermediate (Regular)

ii) Intermediate (Vocational)

iii) RGUKT IV) CBSE (v) ICSE (VI) DIPLOMA (vii) NIOS (viii) TSOSS/APOSS (ix) others

I) if the candidate selects - Qualifying Examination as **Intermediate (Regular)**, then the button Intermediate (Regular), Qualifying Examination Hall Ticket No. (Latest) and Year of Appearing/Passing Qualifying Exam will get FROZEN as per the information given before, Hence, verify whether your Qualifying Examination, Hall Ticket No. and Year of Appearing/Passing are the same.

For example, if you have already given Intermediate (Regular), for which you have given the Hall Ticket No.:1234567890 and Year of Appearing / Passing: during the Registration Fee Payment, it will appear FROZEN as shown below:

ii) If the Qualifying Examination is **Intermediate (Vocational)**, the Item is already FROZEN. Don't forget to enter the Vocational Bridge Course Hall Ticket number in the Box provided (as shown below) as it is Mandatory.

However, if Intermediate (Regular) candidate wishes to appear for BOTH streams, he / she should enter the Additional Subjects / General Bridge Course (AM Stream only) Hall Ticket number in the encircled "Bridge Course(BIE) Hall Ticket No." item:

**Medium of Instruction at Qualifying Exam:** Candidate should select medium at Qualifying Exam he/she want as shown.

**SSC or Equivalent (10th Class):** Candidate should select Urban or Rural location, Enter the SSC or Equivalent Hall Ticket No., Month of Passing and Year of Passing.

SSC or Equivalent (10th Class) *				Intermediate or Equivalent (10+2) *	
<input checked="" type="radio"/> Urban	Hall Ticket No *	Month of Passing *	Year of Passing *	<input checked="" type="radio"/> Urban	
<input type="radio"/> Rural	xxxxxxxxxxxxxx	March	2017	<input type="radio"/> Rural	

**SSC Education Details**

Candidate Name : ANDAVARAPU ANUSHA

Father Name : xxxxxxxxxxxxxxxxxxxxxxxx

Date of Birth : 29/04/2002

School Name : MPL HIGH SCHOOL BALAGA

District : SRIKAKULAM

Confirm Your SSC Education Details  Yes  No

For example, enter 135346565 for SSC or Equivalent (10th Class) Hall Ticket No., March for Month and the Year of Passing is 2011, refer the image shown:

**Intermediate or Equivalent (10+2):** Candidate should select Urban or Rural Radio button. For example, if the option to be selected for Intermediate or Equivalent (10+2) is Rural, as given below:

**3. Qualifying Examination**

<p>Type of the Exam *</p> <p><input checked="" type="radio"/> INTERMEDIATE (REGULAR)</p> <p><input type="radio"/> INTERMEDIATE (VOCATIONAL)</p> <p><input type="radio"/> DIPLOMA</p> <p><input type="radio"/> CBSE (10+2)</p> <p><input type="radio"/> ICSE</p> <p><input type="radio"/> RGUKT</p> <p><input type="radio"/> APOSS/TSOSS</p> <p><input type="radio"/> NIOS</p> <p><input type="radio"/> OTHERS 10+2 EQUIV.</p>	<p>Major Subjects of the Qualifying Exam *</p> <p><input checked="" type="radio"/> MPC</p> <p><input type="radio"/> BiPC</p> <p><input type="radio"/> MBIPC</p> <p><input type="radio"/> Vocational</p>
---	---

Hall Ticket No. of the Qualifying Examination \*

xxxxxxxxxxxxxxxxxxxx

Year of App. / Passing the Qualifying Exam \*

2017

10+2 Studied in \*

OTHER PRIVATE JUNIOR COLLEGES

Bridge Course (BIE) Hall Ticket No. (If Intermediate Vocational or wish to appear for both Engineering and Agriculture & Medical Papers in EAMCET)

Enter Bridge Course (BIE) Hall Ticket No.

Medium of Instruction at Qualifying Exam \*

English  Telugu  Urdu  Others

SSC or Equivalent (10th Class) *				Intermediate or Equivalent (10+2) *	
<input checked="" type="radio"/> Urban	Hall Ticket No *	Month of Passing *	Year of Passing *	<input checked="" type="radio"/> Urban	
<input type="radio"/> Rural	0410023	March	2017	<input type="radio"/> Rural	

**Screen 17:**

**Place of Study:** The candidate has to fill the district details related to his study from Class-6 to Intermediate II year / equivalent in the spaces provided as shown below.

However, if a candidate has studied in a state other than Andhra Pradesh OR TELANGANA, then select OTHER STATE. However, candidates who have studied in Telangana State shall select TELANGANA.

Place of Study		
Class-6 *	Place / Village *	School Name / Institute Name *
EAST GODAVARI	RAZOLE	VANI HIGH SCHOOL
Class-7 *	Place / Village *	School Name / Institute Name *
EAST GODAVARI	RAZOLE	VANI HIGH SCHOOL
Class-8 *	Place / Village *	School Name / Institute Name *
EAST GODAVARI	RAZOLE	VANI HIGH SCHOOL
Class-9 *	Place / Village *	School Name / Institute Name *
EAST GODAVARI	RAZOLE	VANI HIGH SCHOOL
Class-10 *	Place / Village *	School Name / Institute Name *
EAST GODAVARI	RAZOLE	VANI HIGH SCHOOL
Inter 1st year / Equivalent *	Place / Village *	School Name / Institute Name *
EAST GODAVARI	RAZOLE	VANI HIGH SCHOOL
Inter 2nd year / Equivalent *	Place / Village *	School Name / Institute Name *
EAST GODAVARI	RAZOLE	VANI HIGH SCHOOL
Local Area *		
AU		

**Local Area:** Based on the places of study during the preceding 7 years of the qualifying examination, local area is decided.

On entering the candidate's places of study, local area of the candidate is auto populated by the application system i.e. **AU, SVU, OU or NL**.

However, these credentials will be verified based on the certificates produced at the time of admission.

#### **4. Details of Common Entrance Test**

**Stream/Entrance Exam:** Stream field options available are: (FROZEN)

- Engineering (E)
- Agriculture & Medical (AM)
- Both (Engineering and Agriculture & Medical) (E & AM)

The candidates have to make sure that they select the correct Stream before applying, as this item gets FROZEN as per the information given during Registration Fee payment.

The candidates belonging to Intermediate board or any equivalent Qualifying Examination who wish to apply for “BOTH” option, should make sure that they are eligible (as per the guidelines given in the EAMCET- Instruction Booklet) for Engineering and Agriculture & Medical before selecting “Both” option.

However, if Intermediate (Regular) candidate wishes to appear for BOTH streams, he / she should enter the Additional Subjects / General Bridge Course (AM Stream only) Hall Ticket number in the “Bridge Course (BIE) Hall Ticket No.” item:

For example, if you want to appear for Engineering (E) Test, it will appear as Engineering (E) as

**Do You Require Urdu Translator? YES or NO** – Select **Yes** or **No** for the requirement of Urdu Translator. Such candidates need to appear at KURNOOL center only.

### **Photo and Signature:**

**If the photo and signature are not auto-populated from the data base,**

DON'T FORGET to upload your Photograph & Signature. (Note: Only for 2010, 2011,2012,2013,2014,2015,2016,2017 & 2018 appeared / passed) and hence, is **FROZEN** as shown below:

### **Screen 18:**





The candidates belonging to Intermediate (Regular) - (other than 2010, 2011, 2012, 2013, 2014 2015,2016,2017 & 2018 appeared / passed) or RGUKT, CBSE, ISC, DIPLOMA, NIOS , TSOSS/APOSS or Others have to click button "Select file" to upload the photograph file. The **photograph file should be in the jpg file format and the size should be less than 30 KB.**

To upload the Signature Press the button "Select file" and ensure that the **Signature's file format should be jpg format and the size has to be less than 15 KB.**

For example, Photo and Signature can be uploaded by clicking on the encircled buttons of "Select file "as shown below. Later, browse for the Photo and Signature files available on the computer system of prescribed file sizes respectively.

**Test Preference:** Candidates can select preferred EAMCET Examination Test Centers as shown.

Select Primary District from the drop down list and Test Preference Centers as shown in the screen below, Candidate can select only 3 Test Preference Centers based on the availability in their Districts.

**Screen 19:**



The screenshot shows a form titled "Test Centre Preferences". It contains several dropdown menus for selecting districts and preferences. The "Primary District" dropdown is set to "KURNOOL". The "Secondary District" dropdown is set to "YSR KADAPA". There are two "Preference" dropdowns: "Preference 1" is set to "Kurnool" and "Preference 2" is set to "Nandyal".

Field	Selected Value
Primary District *	KURNOOL
Secondary District *	YSR KADAPA
Preference 1 *	Kurnool
Preference 2 *	Nandyal

After furnishing ALL the required data and correct particulars, verify thoroughly the details and go through the Declaration at the end of the page. Select the encircled check box against – "I accept the Terms & Conditions" if you are done with Online Application Form filling. Then, press the encircled Submit button to proceed to the next page as shown.

I have carefully gone through the instruction Booklet and I am conversant with the instructions. I shall abide by the eligibility conditions and other regulations to be satisfied for appearing at the entrance test and admission into any course prescribed. Further, I assure that, I will not involve in any malpractice or illegal activities in the entrance test. In case, I have furnished any false information or involved in any malpractice or illegal activities, I am liable for punishment as per the existing law. I am responsible for the correctness of the above details filled in by me and the CONVENER, EAMCET-2018 is not responsible in any way. Mere appearing for the entrance examination does not confer any right for me to take admission.

Further, the same will be displayed at the bottom of the page. If all the details are furnished, then the screen will change to the next page after the Submit button is clicked.

I have carefully gone through the instruction Booklet and I am conversant with the instructions. I shall abide by the eligibility conditions and other regulations to be satisfied for appearing at the entrance test and admission into any course prescribed. Further, I assure that, I will not involve in any malpractice or illegal activities in the entrance test. In case, I have furnished any false information or involved in any malpractice or illegal activities, I am liable for punishment as per the existing law. I am responsible for the correctness of the above details filled in by me and the CONVENER, EAMCET-2018 is not responsible in any way. Mere appearing for the entrance examination does not confer any right for me to take admission.

Save Submit

**Screen 20:** Clicking on Submit button, candidate can view the Filled in Online application form as shown below screen.

**AP EAMCET 2018**  
Engineering, Agriculture and Medical Common Entrance Test  
(Conducted by JNTU Kakinada on behalf of AFSCH)

Home About Us Courses Syllabus Important Dates Notification User Guide Online Application Corrections Mock Test Online Test Instructions Contact Us

Application Preview for AP EAMCET - 2018

### 1. Candidate Details

Candidate's Name * (As per Board of Intermediate or Equivalent Records)	Father's Name * (As per Board of Intermediate or Equivalent Records)	Mother's Name * (As per Board of Intermediate or Equivalent Records)
T. UTHARAJESHI	XXXXXXXXXX	XXXXXXXXXXXX
Date of Birth * (DD/MM/YYYY)	Gender *	Adhaar Card Number
01/01/2000	Male	XXXXXXXXXXXX
Birth District *	Birth State *	Ration Card Number
EAST GODAVARI	ANDHRA PRADESH	XXXXXXXXXXXX

**Ration Card Details**

Candidate Name : NIRMALA KHALAYARAJARAJU

Ration Card Number : XXXXXXXXXXXXXXXX

Confirm Your Ration Card Details YES

Annual Income of the Parents (Rs.) \*

Below One Lakh Income Certificate Number

XXXXXXXXXXXXXX

**Income Certificate Details**

Candidate Name : TABAJULA SIVA REDDY

Father Name / Husband Name : XXXXXXXXXXXXXXXX

Valid Date : 01/02/2018

Total Income (Rs.) : 1,50,000.00

Confirm Your Income Certificate Details YES

**Category \***

DC Caste Certificate Number  
XXXXXXXXXXXXXXXXXX

**Caste Certificate Details**

Candidate Name : PEBUKALA SUDHAKRISHNA RAO  
 Father Name : XXXXXXXXXXXXXXXXXXXX  
 Category : MALA (SC)  
 Confirm Your Caste Certificate Details: YES

**Special Reservation Category**

National Cadet Corps (NCC) YES	NCC Priority Number : 45	<a href="#">View</a>
Children of Armed Personnel (E.O.P) YES	E.O.P Priority Number : 12	<a href="#">View</a>
Sports & Games YES	Sports & Games Priority Number : 34	<a href="#">View</a>
Anglo Indian YES	<a href="#">View</a>	

**PH (Physically Handicapped)**

VH (Visually Handicapped) NO	Do You Require Scribe? NO
HH (Hearing Impaired) YES	NO
PH (Physically Handicapped) MC	Star Number (17 digits) : XXXXXXXXXXXXXXXXXX

**Sadarem Certificate Details**

Candidate Name : SHRI A PULLANNA  
 PH Category : XXXXXXXXXXXXXXXX  
 Percentage : 60.00  
 Confirm Your Sadarem Details: YES

**Minority / Non-Minority \***

Minority

**Minority \***

Christian

**Candidate Bank Details**

Name as in Bank Account VENKATESH	Account Number 123456789	IFSC Code SBIN3565
--------------------------------------	-----------------------------	-----------------------

**2. Address**

House No. (or) C/O *	Village / Street / Locality *	Mandal / Town / City *
10/BJA	RAM NAGAR	RAZOLE
District *	State *	Pin Code *
EAST GODAVARI	ANDHRA PRADESH	544248
Mobile Number *	Alternate Mobile Number	Telephone Number (Landline)
XXXXXXXXXX		

E-mail id  
venkatesh@gmail.com

**3. Qualifying Examination**

Type of the Exam *	Major Subjects of the Qualifying Exam *
INTERMEDIATE (REGULAR)	MPC
	Hall Ticket No. of the Qualifying Examination *
	XXXXXXXXXX
	Year of App. / Passing the Qualifying Exam *
	2017
	10+2 Studies *
	OTHER PRIVATE JUNIOR COLLEGES
Bridge Course (BIE) Hall Ticket No. (If Intermediate Vocational or wish to appear for both Engineering and Agriculture & Medical Papers in EAMCET)	Medium of Instruction at Qualifying Exam *
	English

<b>SSC or Equivalent (10th Class) *</b>	<b>Intermediate or Equivalent (10+2) *</b>
Urban	Urban
Hall Ticket No *	Month of Passing *
XXXXXXXXXX	March
	Year of Passing *
	2017

**SSC Education Details**

Candidate Name : ANDAVARAPU ANUSHA  
 Father Name : XXXXXXXXXXXXXXXXXXXX  
 Date of Birth : 29/04/2002  
 School Name : MPL HIGH SCHOOL BALAGA  
 District : SRIRAKULAM  
 Confirm Your SSC Education Details: YES

**Place of Study**

Class-6 *	Place / Village *	School Name / Institute Name *
EAST GODAVARI	RAZOLE	VANI HIGH SCHOOL
Class-7 *	Place / Village *	School Name / Institute Name *
EAST GODAVARI	RAZOLE	VANI HIGH SCHOOL

ADMISSION FOR JEE (COURSES) 2018

---

**Place of Study**

Class-6*	Place / Village *	School Name / Institute Name *
EAST GODAVARI	RAZOLE	WANI HIGH SCHOOL
Class-7*	Place / Village *	School Name / Institute Name *
EAST GODAVARI	RAZOLE	WANI HIGH SCHOOL
Class-8*	Place / Village *	School Name / Institute Name *
EAST GODAVARI	RAZOLE	WANI HIGH SCHOOL
Class-9*	Place / Village *	School Name / Institute Name *
EAST GODAVARI	RAZOLE	WANI HIGH SCHOOL
Class-10*	Place / Village *	School Name / Institute Name *
EAST GODAVARI	RAZOLE	WANI HIGH SCHOOL
10th 1st year / Equivalent*	Place / Village *	School Name / Institute Name *
EAST GODAVARI	RAZOLE	WANI HIGH SCHOOL
10th 2nd year / Equivalent*	Place / Village *	School Name / Institute Name *
EAST GODAVARI	RAZOLE	WANI HIGH SCHOOL

**Local Area \***

---

**4. Details of Common Entrance Test:**

Scichain / Entrance Exams \*

Engineering (E)

Do You Require Urdu Translator?



NO

**Test Centre Preferences**

Primary District *	Preference 1*	Preference 2*
YSR/KADAPA	KURNOOL	MAHABUB
Secondary District *	Preference 1 *	
YSR/KADAPA	PRODDATUR	

I have carefully gone through the instruction booklet and I am conversant with the instructions. I shall abide by the eligibility conditions and other regulations to be notified for appearing at the entrance tests and admission into any course prescribed. Further, I assure that, I will not involve in any malpractice or illegal activities in the entrance test. In case, I have furnished any false information or involved in any malpractice or illegal activities, I am liable for punishment as per the existing law. I am responsible for the correctness of the above details filled in by me and the CONVENOR, AP EAMCET 2018 is not responsible in any way. Here appearing for the entrance examination does not confer any right for me to take admission.

**Photo & Signature \***

**Modify:** Click on Modify button to modify the application.

**Confirm:** Click on Confirm button to modify the application.

**Screen 21:** Clicking on **Submit** button, candidate can view pop up alert as **“Your application is submitted successfully. Please note your Application Number for further reference”**. Candidate can take print application by clicking on **Print Application** button which is useful for further correspondence.

Father's Name \*
Mother's Name \*


Your Application is Submitted Successfully. Please note your Application number

for future use **E174D74E3F17**

Print Application


Aadhaar Card Number / Enrollment Number

**Screen 22:** Clicking on **Print Application**, candidate can view the Receipt of the Application form as shown in the screen below.



## AP EAMCET 2018

Engineering, Agriculture and Medical Courses Entrance Test  
(Conducted by JNTU Kakatiya on behalf of APSCEE)



---

**1. Stream \***

(a) Qualifying Examinations  
 (b) Qualifying Exam Year / Paper No. (Exam) \*  
 (c) Date of App. / Passing the Qualifying Exam  
 (d) Medium of Instruction in Qualifying Exam  
 (e) Level Transition  
 (f) Place of Study - Institutions or Equivalent  
 (g) Other Course / Nat. Paper No. (if any)

**2. Candidate's Name \***

(a) Father's Name \*  
 (b) Candidate's Name \*  
 (c) Name in Vernacular  
 (d) Date of Birth (as per SSC or Equivalent) \*  
 (e) Birth Place / Birth District  
 (f) Gender  
 (g) Religion  
 (h) Caste / Race  
 (i) Date of Marriage / Minority  
 (j) Minority Category  
 (k) Annual Intake of the Person (R.)  
 (l) Study Centre




**Engineering (E)**

INTERMEDIATE (REGULAR)  
 2012/11/29  
 2017  
 English  
 NG  
 Urban

**3. VENUE/INSTITUTE**

T-1 (REGULAR)  
 T-2 (NG)  
 T-3 (RURAL)  
 99/3/2009  
 ANUPMA PRAGADH - EAST GODAVARI  
 Male  
 OBC  
 AP  
 Minority  
 Christian  
 Bachelor Class Limit

REGISTRATION NO: AKR0000046C

---

Class-6	EAST GODAVARI	Class-7	EAST GODAVARI
Class-8	EAST GODAVARI	Class-8	EAST GODAVARI
Class-9	EAST GODAVARI	Class-9/Inter / Equivalent	EAST GODAVARI
Class-10	EAST GODAVARI	Class-10/12 / Equivalent	EAST GODAVARI

**10. (i) Study Centre**


(a) Place of Study - SSC or Equivalent  
 (b) SSC Roll Number & Year of Passing  
 (c) Address for Correspondence

**11. Contact Telephone Number (3digits)**  
 (a) Mobile Cell number - Enrollment number  
 (b) Other Contact Numbers

**OTHER PRIVATE FUNDS/INSTITUTIONS**

None  
 1/10/2009, March 2007  
 I.B.S.A. RAMNAGAR,  
 RAJULU, EAST GODAVARI,  
 ANUPMA PRAGADH, 99/3/9

XXXXXXXXXX (c) E-Mail ID : ramnagar@gmail.com  
 XXXXXXXXXXXX



---

Subject	Duration	Preference - 1	Preference - 2	Preference - 3
MATHEMATICS	30 minutes	Reserved	Reserved	Provisional
PHYSICS	30 minutes	Reserved	Reserved	Provisional
CHEMISTRY	30 minutes	Reserved	Reserved	Provisional

**12. Fee Payment Details**

(a) Fee Paid Through:  ONLINE (b) Amount (in Rs.): 550.00



**13. Personal Declaration**

**Declaration:**

- I have carefully gone through the instruction booklet and I am conversant with the instructions. I will abide by the applicable conditions and other regulations to be notified for appearing the entrance test and admissions into any course provided. Further, I assure that I will not involve in any irregular or illegal activities in the entrance test, in class, extra-curricular or otherwise in any irregular or illegal activities. I see that the provisions in the instruction booklet are.
- I am responsible for the correctness of the above details filling by me and the CONVENOR, AP EAMCET-2018 is not responsible in any way.

Date: 28/02/2018 06:45:28

After a recent color photograph (2.5 cm x 3.5 cm) and get it sealed by a Government Officer or the Principal of the College where you are (fill in reference BEFORE EXAMINATION)

SIGNATURE and LEFT HAND THUMB impressions of the candidate to be done in the presence of the Investigator on the day of Examination in the Examination Hall	
SIGNATURE OF THE CANDIDATE in the presence of the Investigator	Left Thumb Impressions
	

**Note:**

- All the candidates have to submit this form in the Examination Hall to the Investigator.
- Candidates are not allowed into the Examination Hall even if they are LATE BY A MINUTE.
- The candidate does not have option of choosing specific class / section to appear for the AP EAMCET-2018 entrance examinations. The information is given to him / her only after downloading the Admission Ticket. For any reason if the candidate fails to appear in the given date, he/she is treated as absent.
- This is computer Generated form and does not require the signature of the CONVENOR, AP EAMCET-2018

Print
Download